

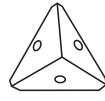
1:18 SCALE PREMIUM DISPLAY CASE (22266NX)

Assembly tips:

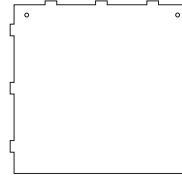
- Review assembly instructions before starting
- Work on a soft, clean surface
- Remove protective film prior to assembly




12x



4x




2x



2x

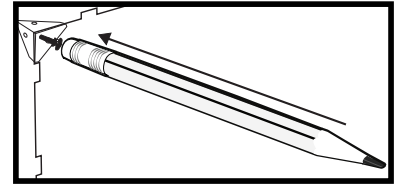
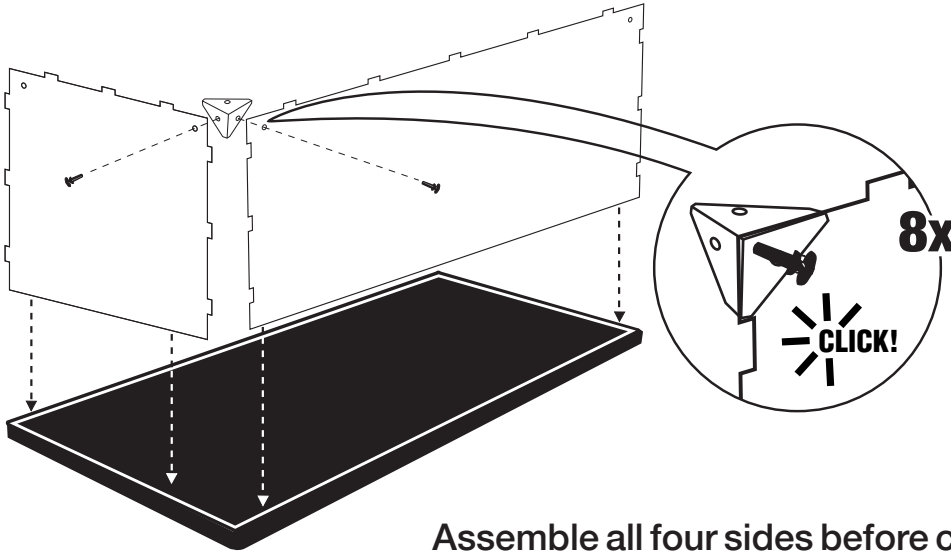


1x



1x

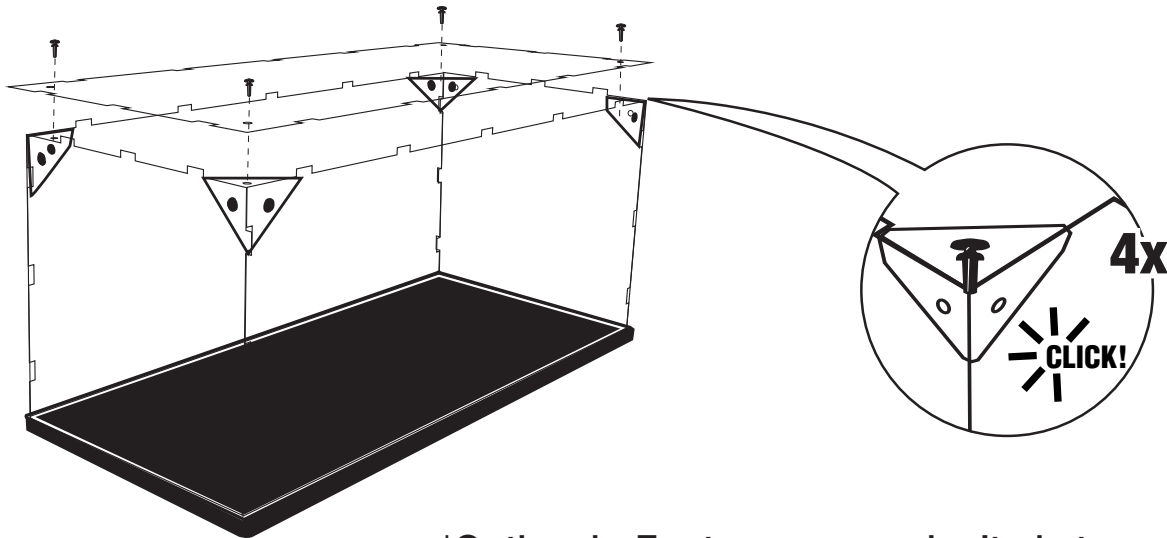
1



If pins are difficult to click into place, use the eraser end of a pencil to help apply pressure.

Assemble all four sides before continuing

2



*Optional - For top access, don't pin top.

Cleaning and maintenance:

We recommend using a lint free microfiber towel. We recommend Brilliance or Novus. You can also use a solution of mild dish soap and water. These are safe for plastics, and you can even purchase solutions that help minimize the appearance of any scratches.

DO NOT USE: Ammonias, All Purpose Cleaners, Abrasives, Dry Cloths, Aromatic Cleaners, Windex